

DOCUMENT RESUME

ED 418 096

TM 028 190

AUTHOR Strauss, J. P.; van der Linde, H. J.; Plekker, S. J.; Strauss, J. W. W.

TITLE Education and Manpower Development 1996. No. 17.

INSTITUTION University of the Orange Free State, Bloemfontein (South Africa).

ISBN ISBN-0-86886-582-6

PUB DATE 1997/10/00

NOTE 57p.

PUB TYPE Numerical/Quantitative Data (110) -- Reports - Evaluative (142)

EDRS PRICE MF01/PC03 Plus Postage.

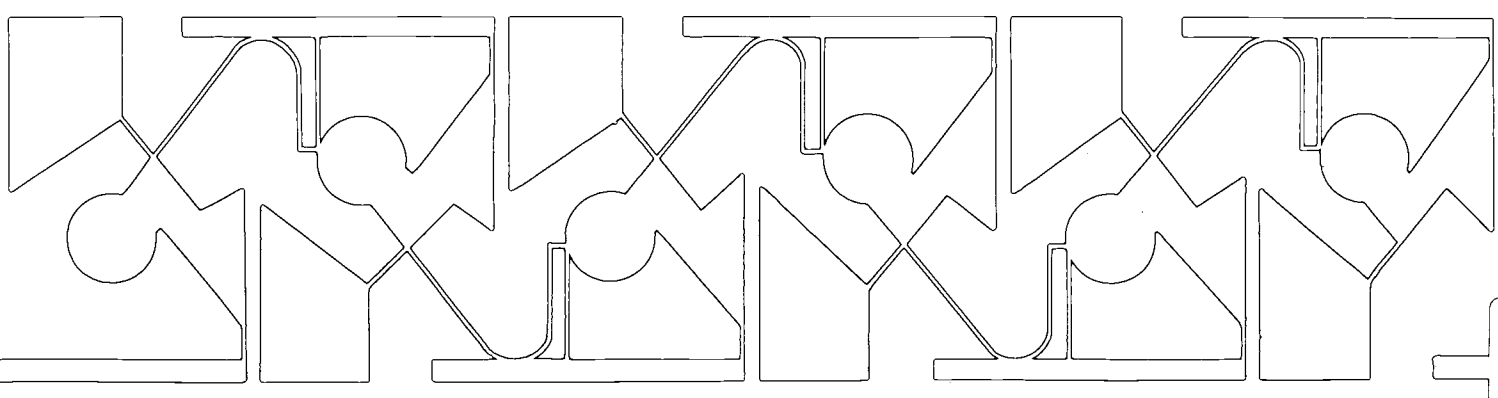
DESCRIPTORS *Blacks; Educational Administration; *Elementary Secondary Education; *Enrollment; Enrollment Trends; Foreign Countries; Geographic Distribution; Graphs; *Higher Education; School Statistics; *Technical Education; Trend Analysis

IDENTIFIERS *South Africa

ABSTRACT

This is the second publication in the series that provides information about education in the new South Africa. Educational data were collected by the new nonracial education departments in each of the nine provinces. Because of the difficulties of gathering information on the new systems, no evaluation of the educational progress made by disadvantaged groups is possible. A new Education Management Information System being developed will improve the gathering of information for subsequent volumes. A series of figures presents information about South Africa's 8,138,591 primary and 3,910,346 secondary students and their schools and teachers. The following figures are included: (1) "Learner Enrollment According to Province and School Phase, 1996"; (2) "Learner Enrollment According to School Phase and Gender, 1996"; (3) a 10-part figure of learner enrollment by region and for the whole country; (4) "Number of Educators and Learner Enrollment per Province, 1996"; (5) "Number of Schools and Learner Enrollment per Province, 1996"; (6) "Matric Results According to Province, 1994-1996"; (7) "Results for History, Mathematics and Physical Science in the Matriculation Examination, 1996"; (8) "Results for English and Biology in the Matriculation Examination, 1996"; (9) "Comparison between the Population and Learner Enrollment per Province, 1996"; (10) a 10-part figure with enrollment forecasts for each province and the whole country from 1997 to 2005; (11) "Students at Universities According to Population Group, 1996"; (12) "Number of Staff Members at Universities According to Population Group, 1996"; (13) "Students at Technikons According to Population Group, 1996"; and (14) "Number of Staff Members at Technikons According to Population Group, 1996." An appendix lists addresses of universities and university and teacher training college contact persons. (SLD)

 * Reproductions supplied by EDRS are the best that can be made *
 * from the original document. *



EDUCATION AND MANPOWER DEVELOPMENT

1996

Strauss
Van der Linde
Plekker
Strauss

17

U.S. DEPARTMENT OF EDUCATION
Office of Educational Research and Improvement
EDUCATIONAL RESOURCES INFORMATION
CENTER (ERIC)

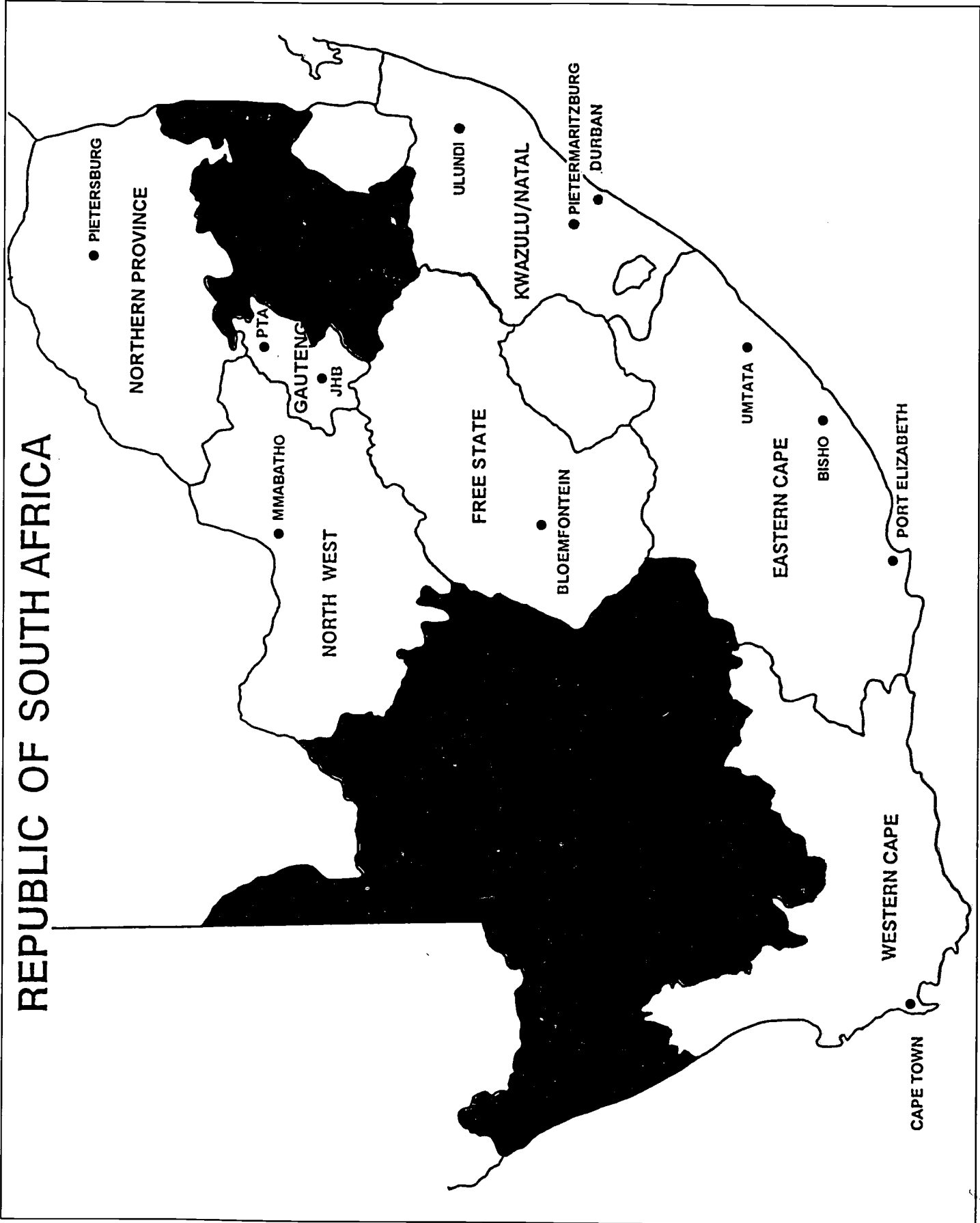
This document has been reproduced as received from the person or organization originating it.

Minor changes have been made to improve reproduction quality.

• Points of view or opinions stated in this document do not necessarily represent official OERI position or policy.

BEST COPY AVAILABLE

REPUBLIC OF SOUTH AFRICA



1996, No 17

Compiled by: JP Strauss
HJ van der Linde
SJ Plekker
JWW Strauss

Research Institute for Education Planning
Faculty of Education
University of the Orange Free State
PO Box 339
BLOEMFONTEIN
9300

Telephone: (051) 4012856
Fax: (051) 4474939

October 1997

ISBN 0 86886 582 6

The information contained in this publication may only be reproduced in part or in whole, on condition that acknowledgement is given to the compilers.

The points of view expressed in this publication are those of the compilers and do not necessarily represent those of the University of the Orange Free State.

PREFACE

This is the second publication in the series which provides a picture of education in the new South Africa. Educational data were collected by the now non-racial education departments in each of the nine provinces. (Before 1996 a total of sixteen publications provided an overview of education in the "old" South Africa.)

As mentioned in the preface to the previous publication, the availability of data on a racial basis remains a problem and no evaluation of educational progress made by disadvantaged groups was possible. Another problem as far as teacher supply, utilisation and development are concerned is the fact that very few provinces have data available to compile a teacher or student/teacher profile for the provinces - a situation that could result in uninformed policy development for teacher training, teacher retrenchment, severance packages and INSET, to mention only a few areas. It is clear that the uncertainties created by the delay in appointing departmental officials had a negative effect on the data-management sections of departments - a situation that was further complicated by competent EMIS employees being drawn to the private sector with better remuneration packages.

The change in the education system and especially the implementation of the transformation process still have to succeed in balancing the need for services of experts from former education departments on the one hand, and the need for more representative staff on the other. Only by utilising both available expertise and potential will capacity building and effective transformation take place.

The one-way traffic of educational data from the school via the regions to education departments and finally to the National Department, inherited from the previous government, is still prevalent and the new departments still do not provide feedback to regions and schools. Schools therefore still consider annual surveys as an unnecessary burden as they are uninformed in the field of educational data and feel that they do not get any benefit from their input.

In spite of the problems mentioned, the National Department of Education did succeed in initiating and maintaining the development of a totally new Education Management Information System (EMIS)¹ for the country. Not only were universally accepted international criteria applied, but especially South African expectations of such a system, played a major role in the development. Hopefully the new EMIS will produce educational data and indicators effectively to evaluate different areas of education in 1997. Progress was also made in the process of allocating unique school numbers to each school, which will eventually make data elicitation much more scientific and useful.

Unfortunately the 1996 data summarised in this publication were still collected on an ad-hoc basis and in some cases are unofficial, as no official data are available for the reasons mentioned. From historical records, projections, SRN-surveys² and various other methods we have tried to give the reader an overview of the 1996 situation in the country.

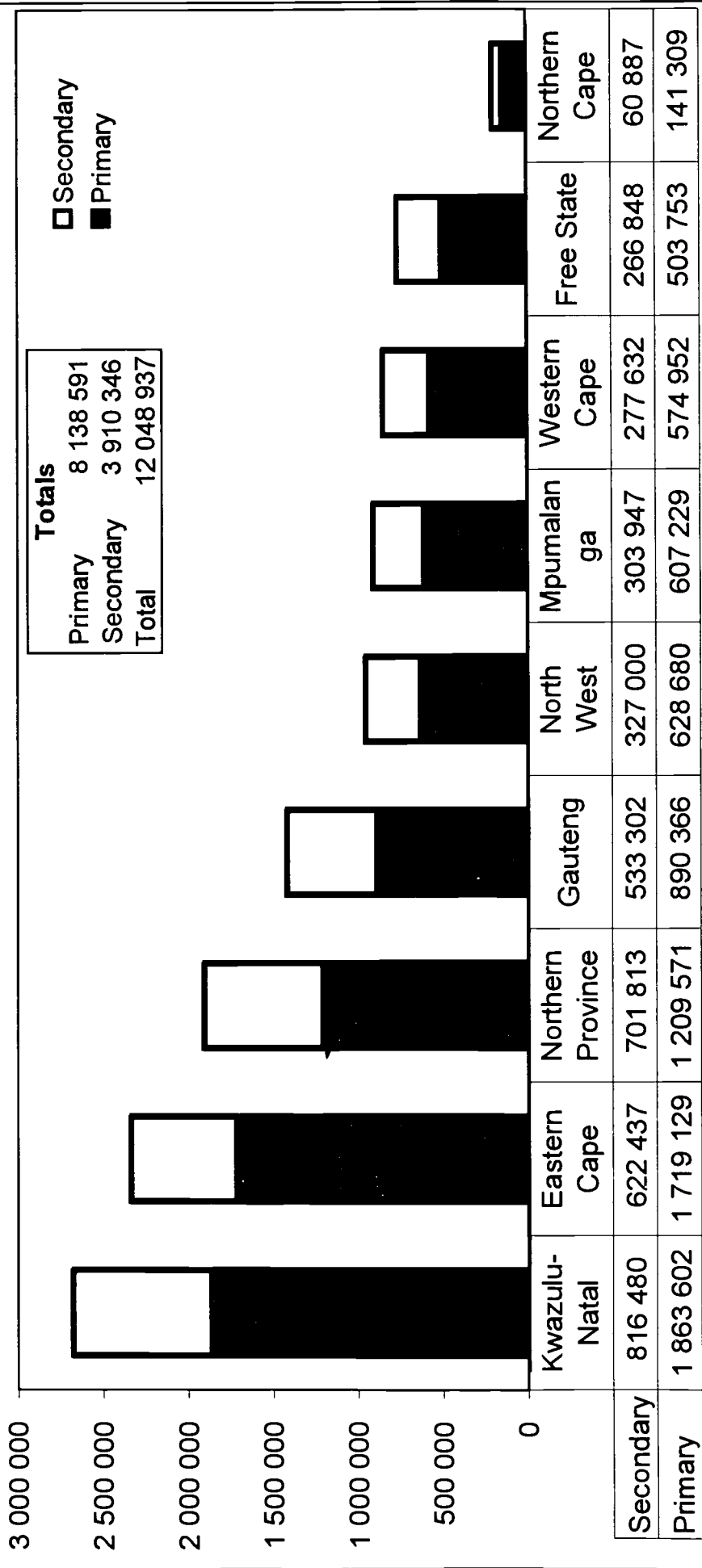
We are confident that as new systems fall into place, more information will become available and even school data will eventually become public domain, so that it will be possible not only to accurately evaluate educational progress but also that the public will appreciate it and contribute to educational development.

As in the past, the aim of the brochure is to present the reader with a concise picture of formal schooling, as well as higher education, as far as numbers are concerned. While grades 10, 11 and 12 in fact form part of the further-education sector, they are at present handled as part of the formal school system until the further-education sector is more organised by legislation.

¹ The development of an EMIS for South Africa is a project of the National Department of Education, sponsored by the Swedish International Development Agency (SIDA).

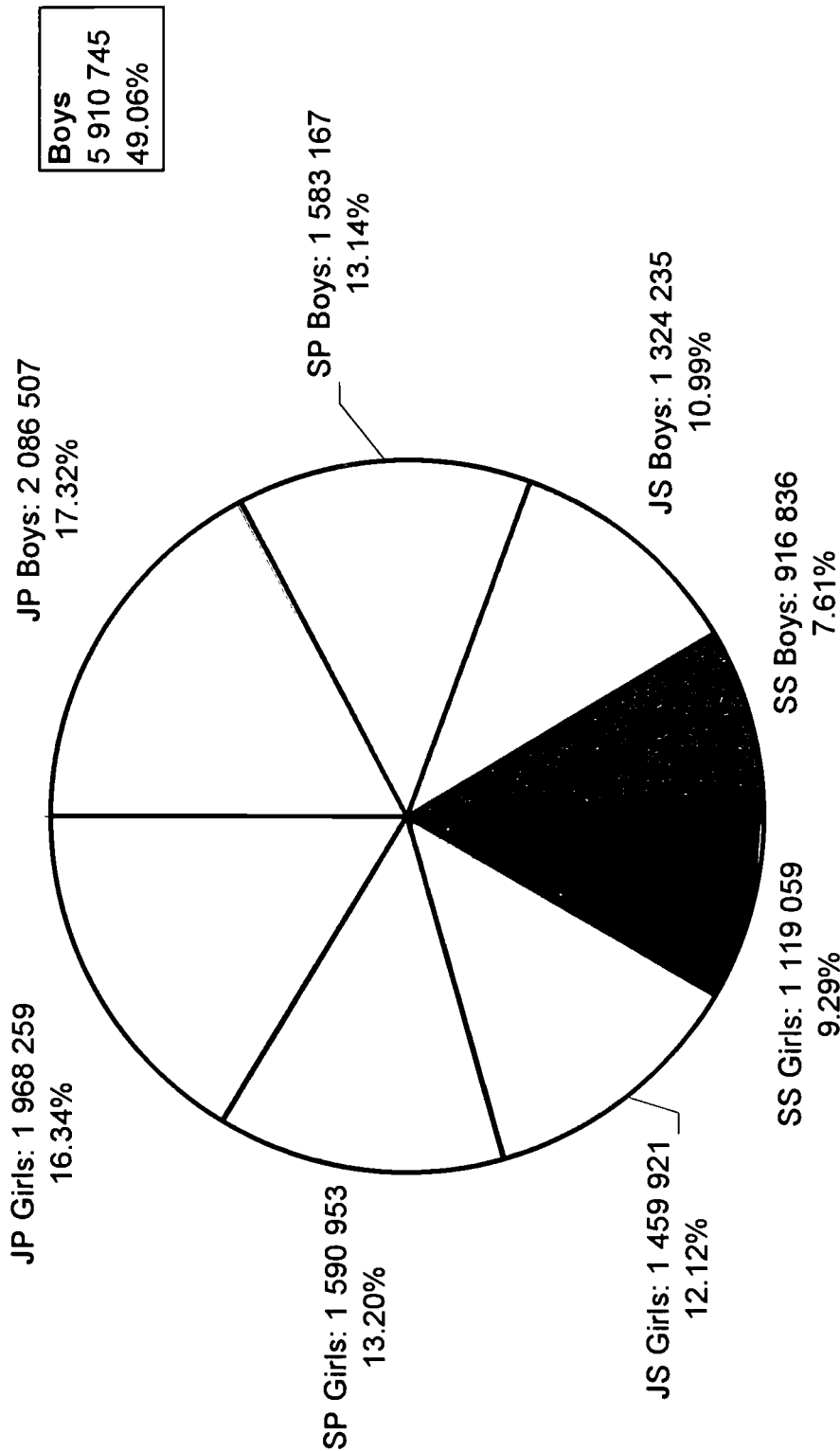
² Schools Register of Need Survey - a project of the National Department of Education, sponsored by SIDA and executed by the Human Sciences Research Council (HSRC), The Education Foundation and the Research Institute for Education Planning (RIEP).

Fig. 1: Learner enrolment according to province and school phase, 1996



There were 284 018 more learners in 1996 at school than in 1995. This number represented an increase of 2,4%. In some provinces there was a decrease, while in others an increase.

Fig. 2: Learner enrolment according to school phase and gender, 1996



The percentages of both the junior primary girls and junior primary boys showed decreases in 1996 compared with 1995. There were, however, increases in the senior secondary school phase for both the boys and girls. The total number of girls showed a majority of more than 220 000 over the boys.

The large drop in the number of learners from Grade 1 to Grade 2 is a matter of concern. Moreover, the ratio of one Grade 12 learner for every 5,58 learners in Grade 1, shows that there is a large drop-out rate at schools.

There is a larger decrease in the number of boys from Grade 1 to Grade 12 than in the number of girls. The ratio of Grade 1:Grade 12 is 2,5:1.

Fig. 3a: Learner enrolment according to gender and grade in Eastern Cape, 1996




Fig. 3b: Learner enrolment according to gender and grade in Free State, 1996


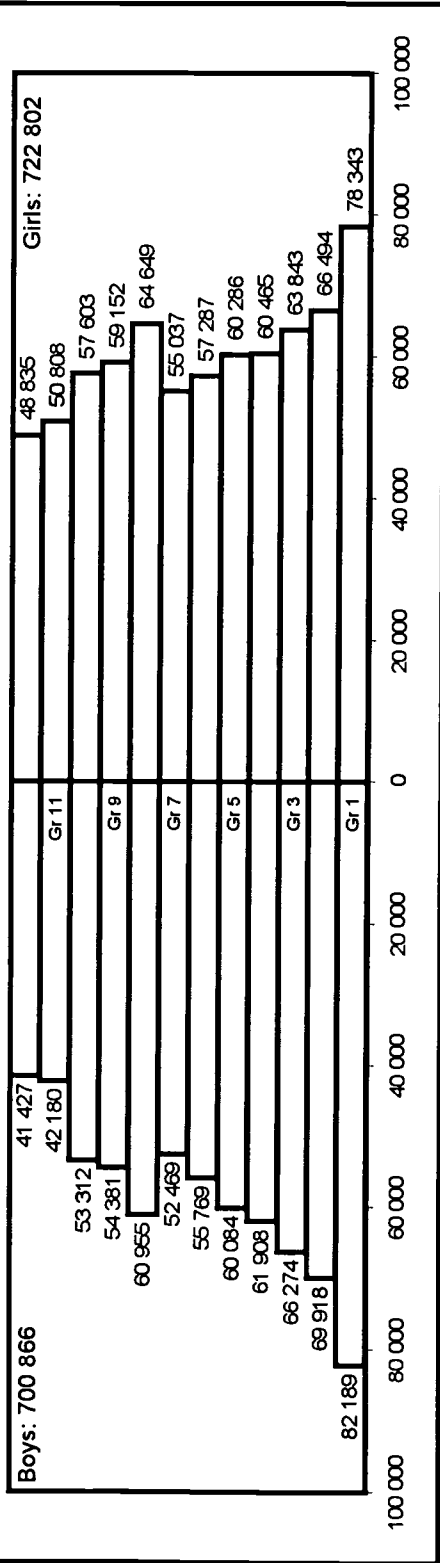
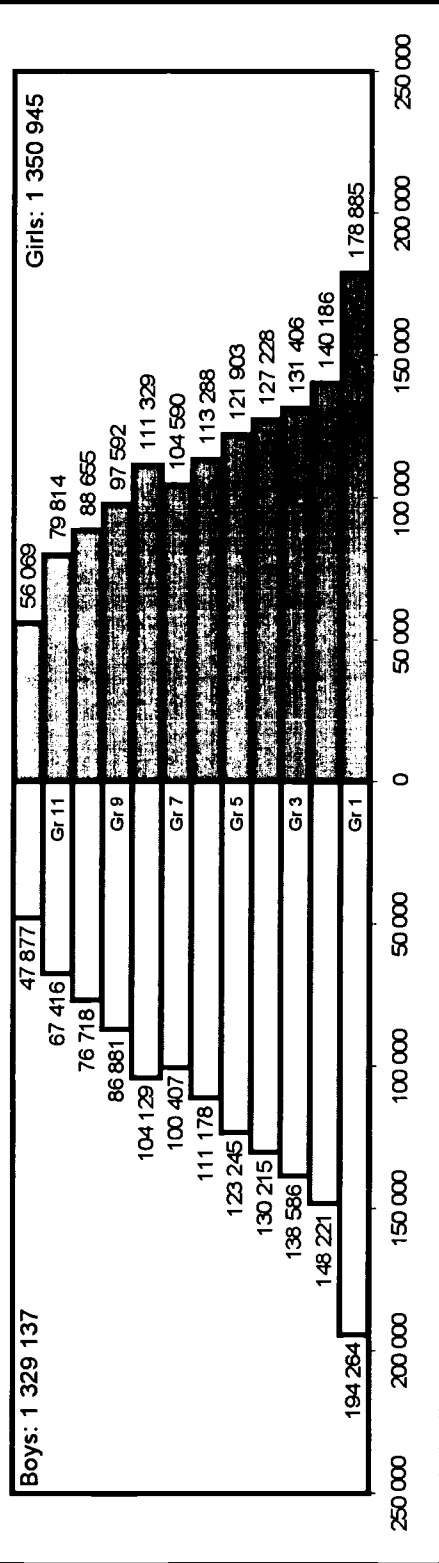


Fig. 3c: Learner enrolment according to gender and grade in Gauteng, 1996



There are more learners in grades 8 to 10 than there are in Grade 7, which means that the learners progress quickly through the primary phase and become stuck in the junior secondary phase. Grade 1:Grade 12 is 1,78:1.

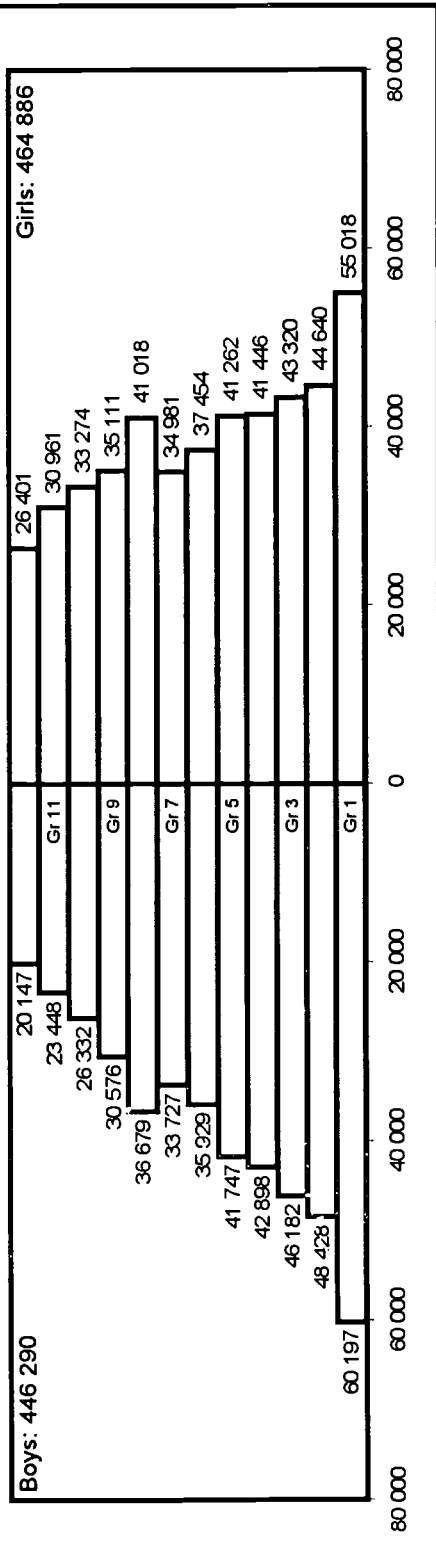
Fig. 3d: Learner enrolment according to gender and grade in Kwazulu-Natal, 1996



There is a continuous decrease in the number of learners through all the grades, except in Grade 8. The ratio of Grade 1:Grade 12 is 3,6:1.

Except for the first year in the secondary school phase, there is a constant decrease in the number of learners as they proceed through the grades. The ratio of Grade 1:Grade 12 is 2,5:1.

Fig. 3e: Learner enrolment according to gender and grade in Mpumalanga, 1996



The continuous decrease in the numbers of pupils is the largest in the last 3 years of schooling. The ratio of Grade 1:Grade 12 is 3,3:1.

Fig. 3f: Learner enrolment according to gender and grade in Northern Cape, 1996






Fig. 3g: Learner enrolment according to gender and grade in Northern Province, 1996



Unlike the provinces previously discussed, there are two increases in learner enrolment, namely in Grades 8 and 9, as well as Grade 12. This phenomenon in Grade 12 may be the cause of the low pass rate at this level. The ratio of Grade 1:Grade 12 is 1,5:1.

Fig. 3h: Learner enrolment according to gender and grade in North West, 1996



The number of learners in each of Grades 2, 8 and 10 exceeds the number of learners in the immediate preceding grades. The ratio of Grade 1:Grade 12 is 2,2:1.

The normal tendency that an increase in the number of learners from Grade 7 to Grade 8 occurs, is also evident here. The ratio of Grade 1:Grade 12 is 2,5:1.

Common features for the provinces that are also evident in the national figures for learners, are the following: there are always more girls in the school system, the decrease in the numbers of girls is less than the decrease for boys, in addition, there are more learners in Grade 8 than in Grade 7. The ratio of Grade 1:Grade 12 is 2,7:1.

Fig. 3i: Learner enrolment according to gender and grade in Western Cape, 1996

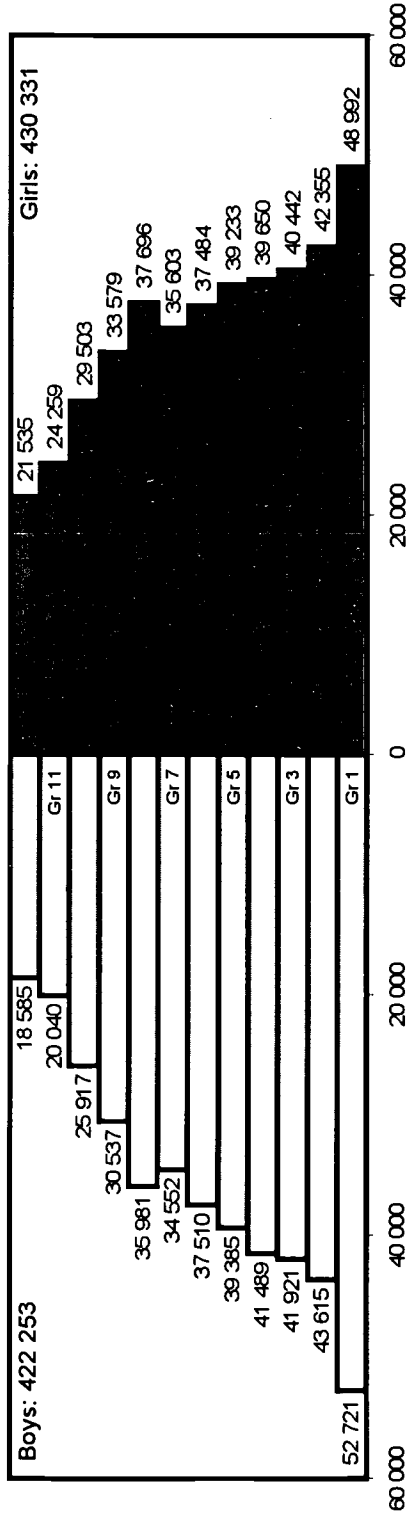


Fig. 3j: Learner enrolment according to gender and grade in South Africa, 1996


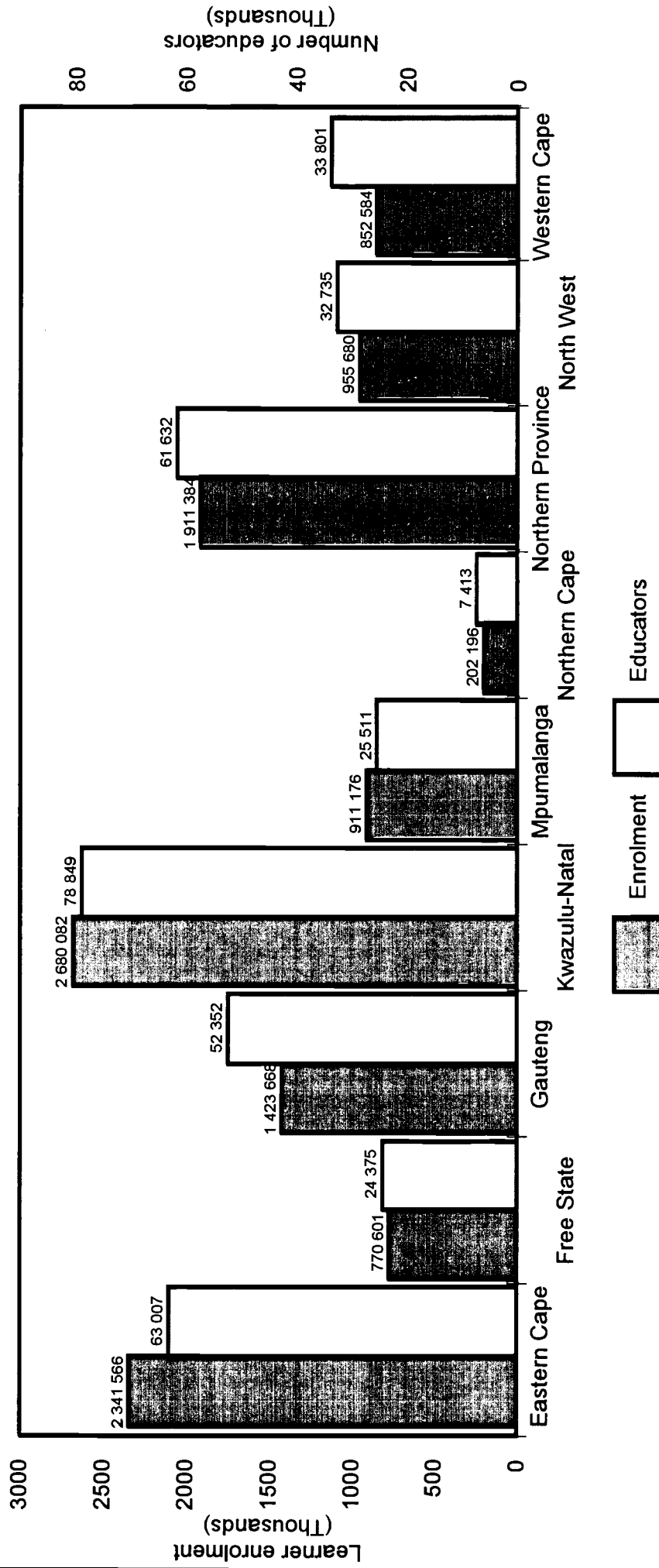
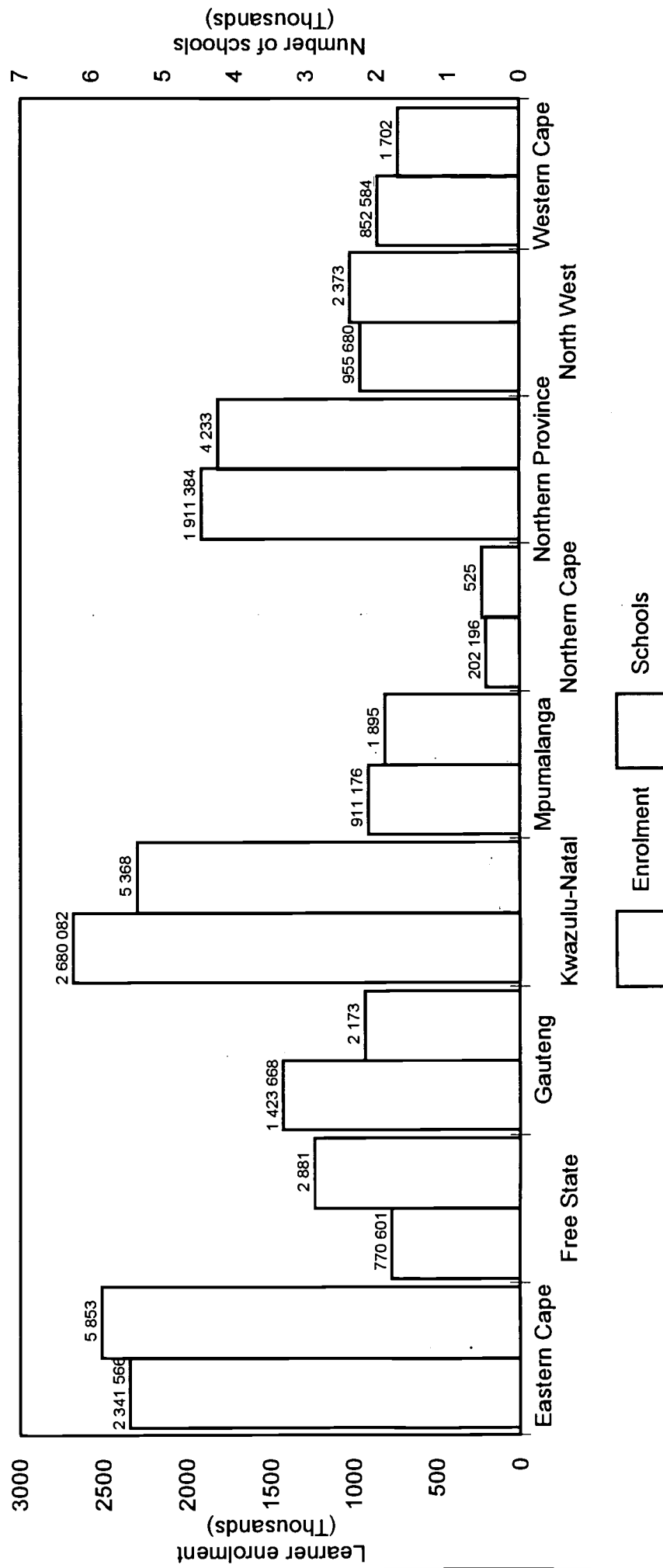


Fig. 4: Number of educators and learner enrolment per province, 1996



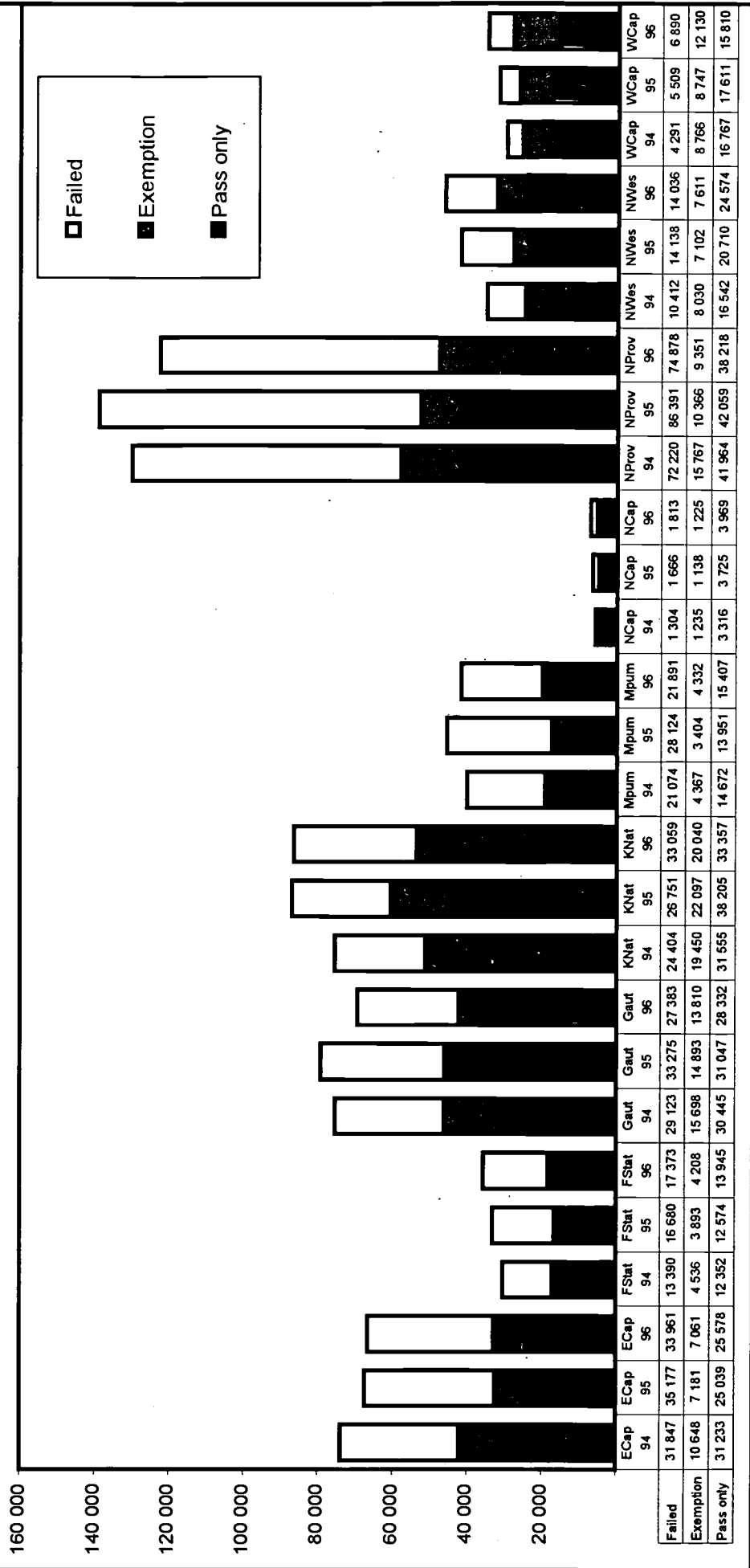
In this combined graph the number of learners (y-axis left) and the number of educators (y-axis right) are indicated. The number of learners per educator for the different provinces is: 37,2 (Eastern Cape); 31,6 (Free State); 27,2 (Gauteng); 34,0 (KwaZulu-Natal); 35,7 (Mpumalanga); 27,3 (Northern Cape); 31,0 (Northern Province); 29,2 (North West) and 25,2 (Western Cape).

Fig. 5: Number of schools and learner enrolment per province, 1996



In this combined graph the number of learners (y-axis left) and the number of schools (y-axis right) are indicated. The average number of learners per school for the different provinces is: 400 (Eastern Cape); 267 (Free State); 655 (Gauteng); 499 (KwaZulu-Natal); 481 (Mpumalanga); 385 (Northern Cape); 452 (Northern Province); 403 (North West) and 501 (Western Cape). The Eastern Cape, Free State, Northern Cape and North West have relatively more schools with a smaller average number of learners per school than the other provinces. The number of farm schools is a contributing factor to this phenomenon.

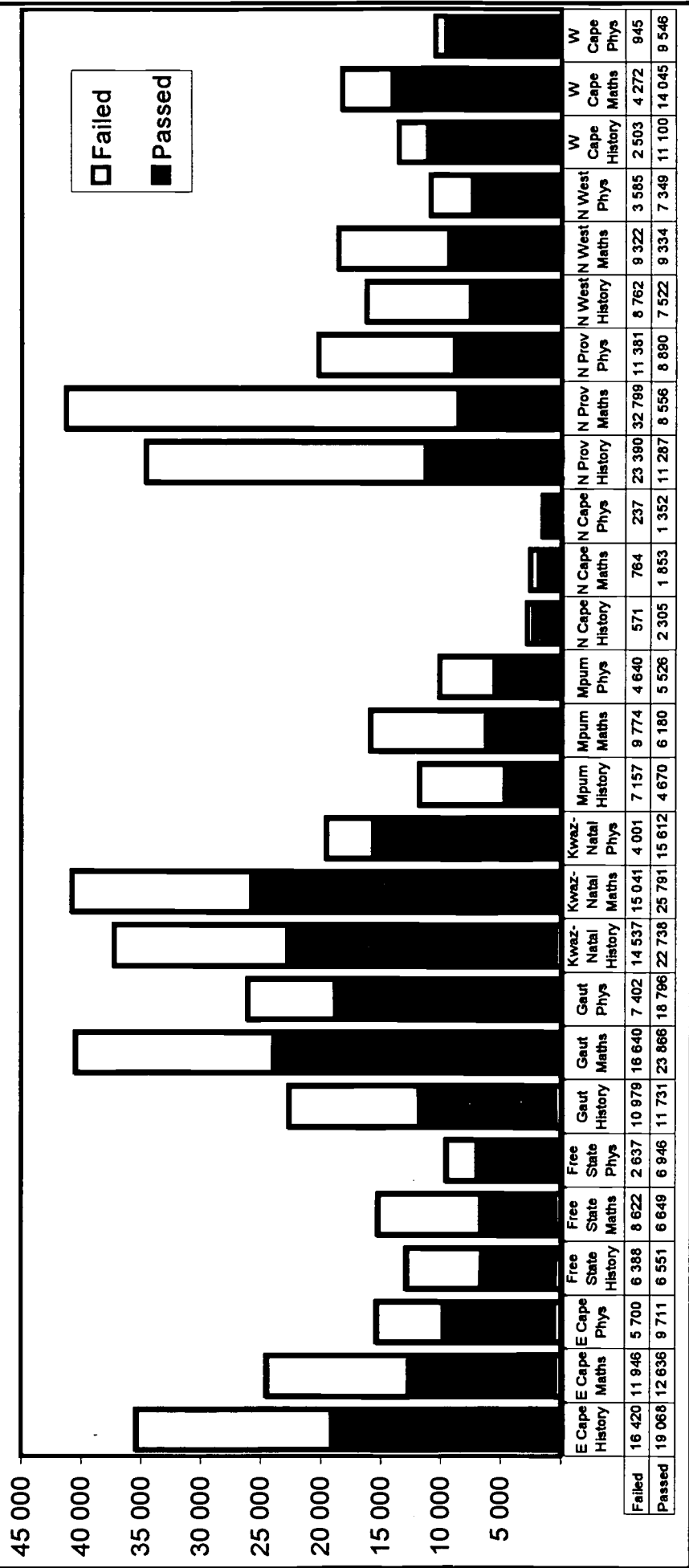
Fig. 6: Matric results according to province, 1994 - 1996



In the Free State, Northern Cape, North West and the Western Cape, there is a constant rise in the number of matriculants over the past three years, while there is a variation in the other provinces. The Western Cape has the best results in the final examinations.

Handwritten mark


Fig. 7: Results for History, Mathematics and Physical Science in the matriculation examination, 1996



Out of the three subjects indicated on the graph, History is the subject taken by the most learners in the Eastern Cape and Northern Cape, otherwise Mathematics is the most popular subject. The results in Mathematics and Physical Science in almost all the provinces leave much to be desired.

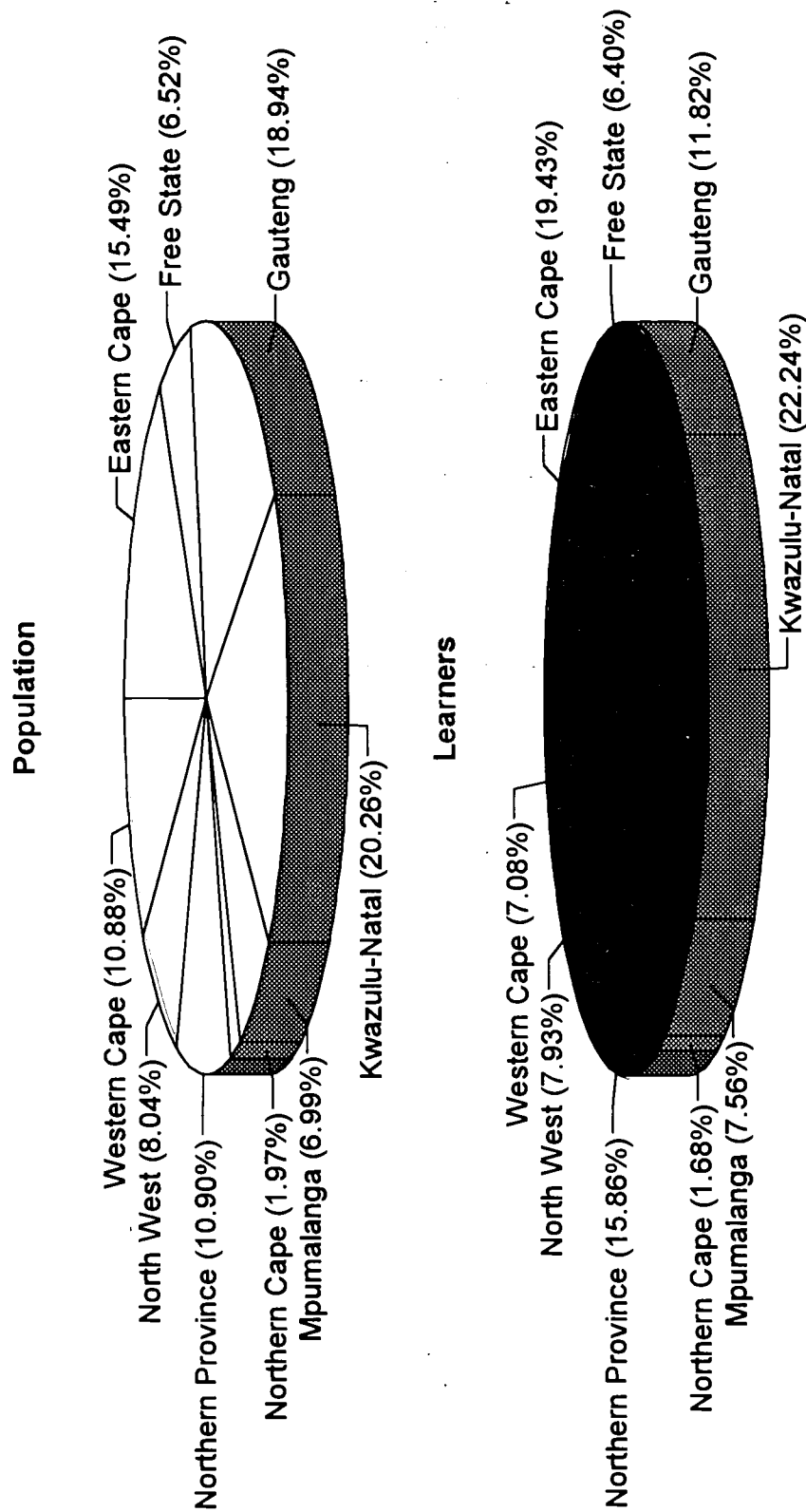


Fig. 8: Results for English and Biology in the matriculation examination, 1996



Biology seems to be the most popular subject for matriculants. The best results (percentage wise) are obtained in the Northern Cape, North West and Western Cape.

Fig. 9: Comparison between the population and learner enrolment per province, 1996



The largest proportion of the population lives in Kwazulu-Natal, Gauteng and the Eastern Cape, while the Northern Cape has the smallest proportion. Provinces that have a larger proportion of learners than the proportion of population are: KwaZulu-Natal, Eastern Cape, Mpumalanga, and Northern Province.

Fig. 10a: Learner forecasts for EASTERN CAPE from 1997 to 2005

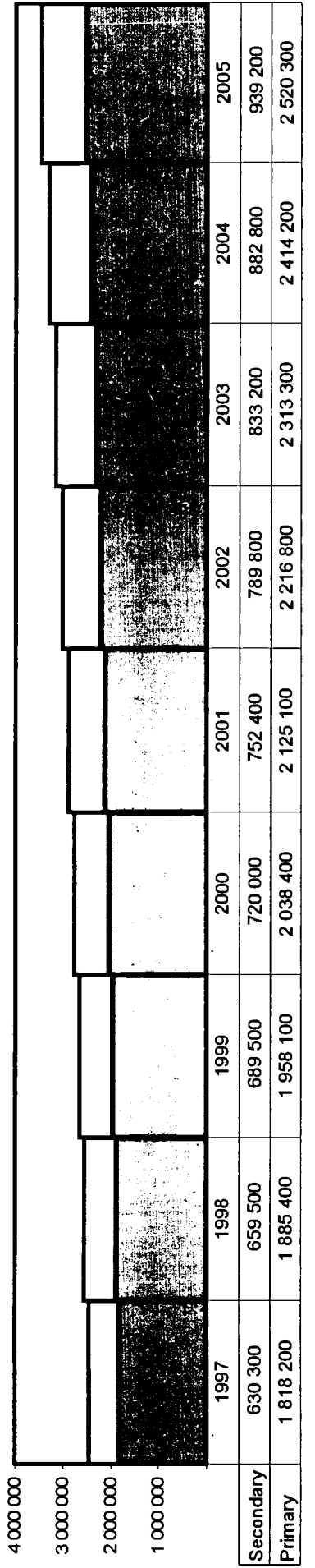
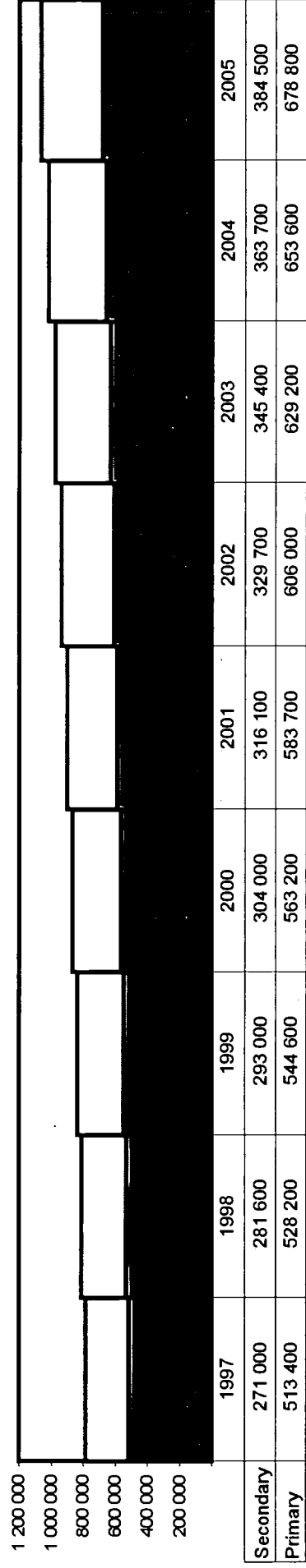


Fig. 10b: Learner forecasts for FREE STATE from 1997 to 2005



Average annual growth	Primary	Secondary
Eastern Cape	5,2%	5,6%
Free State	3,9%	4,9%

Fig. 10c: Learner forecasts for GAUTENG from 1997 to 2005

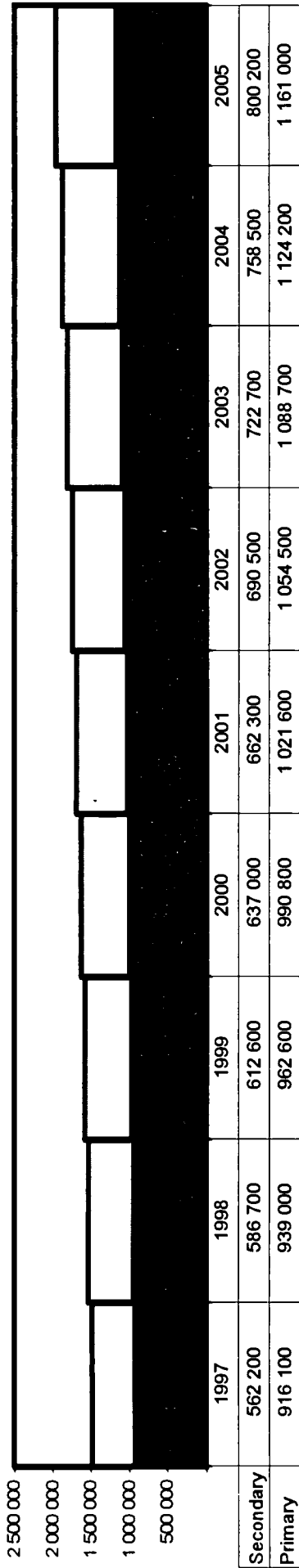
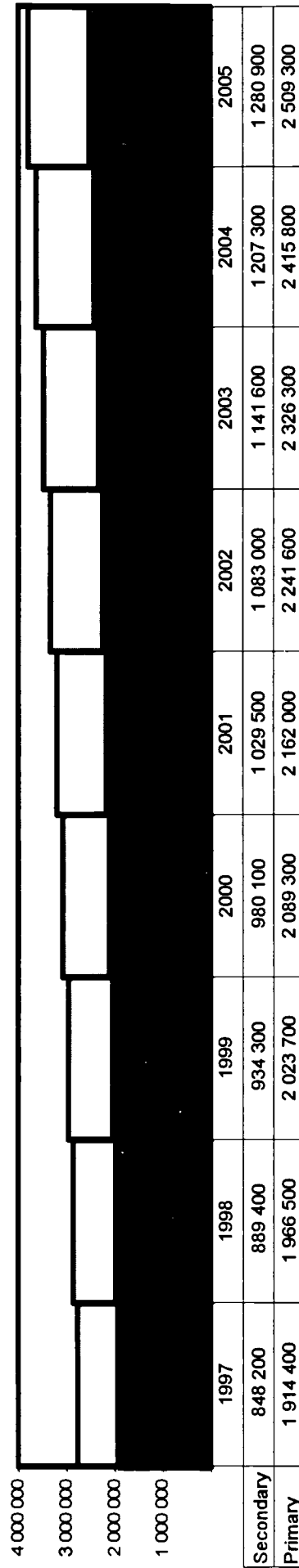


Fig. 10d: Learner forecasts for KWAZULU-NATAL from 1997 to 2005



Average annual growth	Primary	Secondary
Gauteng	3,3%	5,5%
KwaZulu-Natal	3,8%	6,3%

Fig. 10e: Learner forecasts for MPUMALANGA from 1997 to 2005

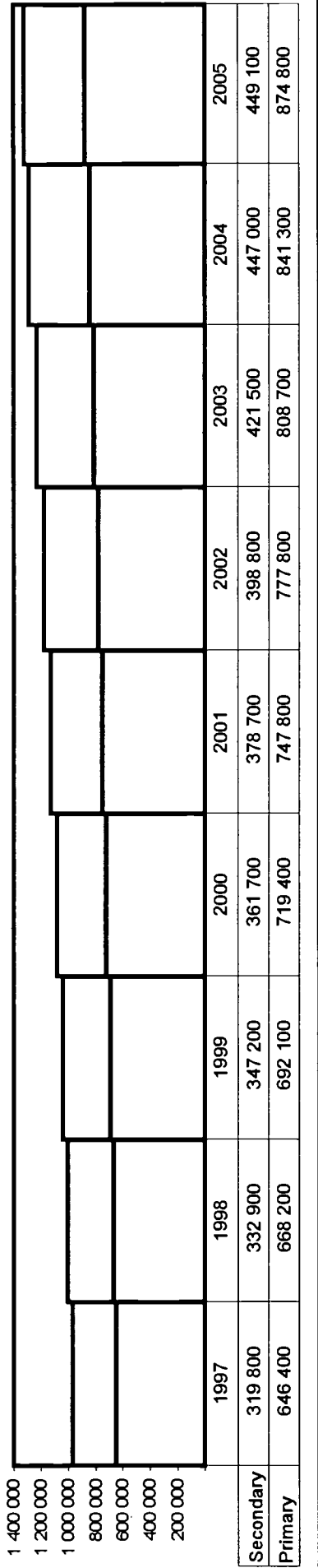
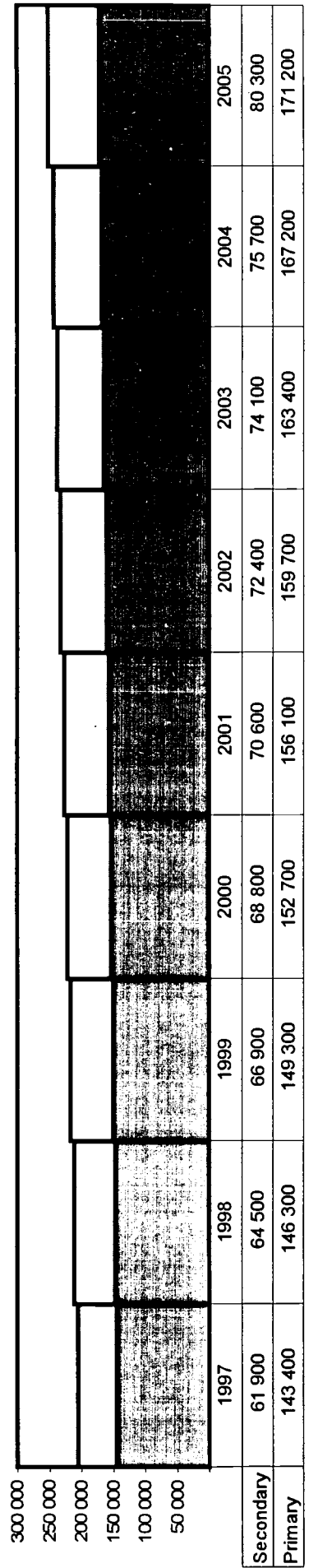


Fig. 10f: Learner forecasts for NORTHERN CAPE from 1997 to 2005



Average annual growth	Primary	Secondary
Mpumalanga	4,8%	5,3%
Northern Cape	2,4%	3,5%

Fig. 10g: Learner forecasts for NORTHERN PROVINCE from 1997 to 2005

3 000 000												
2 500 000												
2 000 000												
1 500 000												
1 000 000												
500 000												
	1997	1998	1999	2000	2001	2002	2003	2004	2005			
Secondary	739 400	761 200	783 700	805 100	824 300	843 900	864 900	888 100	913 900			
Primary	1 240 400	1 266 500	1 292 800	1 322 700	1 357 900	1 397 200	1 439 500	1 483 500	1 529 400			

Fig. 10h: Learner forecasts for NORTH WEST from 1997 to 2005

1 400 000												
1 200 000												
1 000 000												
800 000												
600 000												
400 000												
200 000												
	1997	1998	1999	2000	2001	2002	2003	2004	2005			
Secondary	329 800	339 200	350 000	360 800	370 300	380 100	392 200	407 000	425 700			
Primary	631 700	640 900	652 900	668 200	688 800	713 500	741 100	770 600	817 500			

Average annual growth	Primary	Secondary
Northern Province	2,1%	3,3%
North West	3,3%	3,3%

Fig. 10i: Learner forecasts for WESTERN CAPE from 1997 to 2005

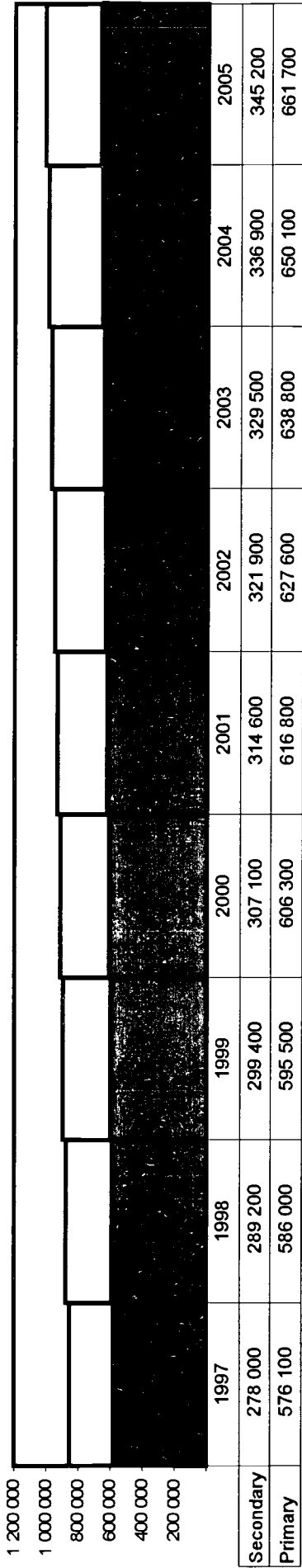
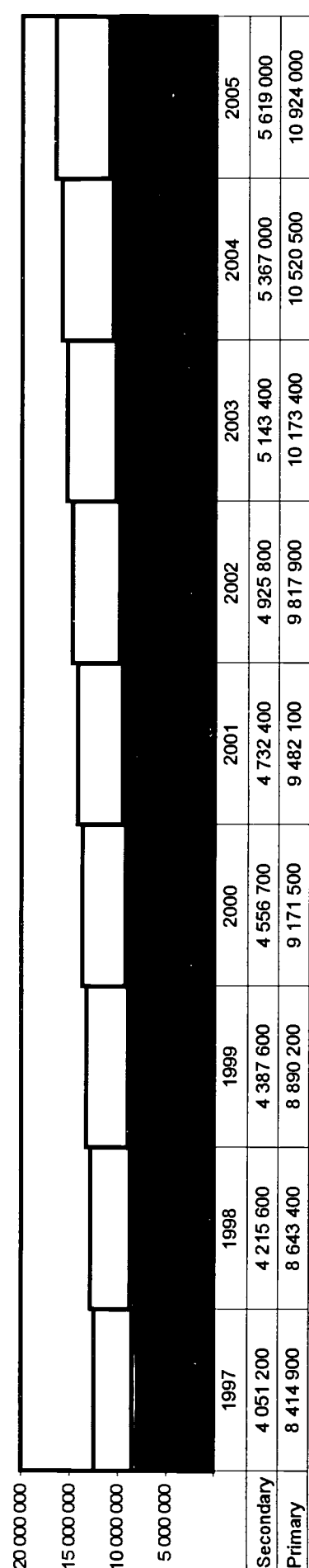



Fig. 10j: Learner forecasts for SOUTH AFRICA from 1997 to 2005




Average annual growth	Primary	Secondary
Western Cape	1,7%	2,7%
South Africa	3,8%	4,8%

Fig. 11: Students at universities according to population group, 1996




From a total of 382 035 students at universities (indicated here) there are 199 307 Black students, 27 415 Indian students, 18 333 Coloured students and 136 980 White students. Unisa had almost 35% of the total population of students in 1996.

Fig. 12: Number of staff members at universities according to population group, 1996



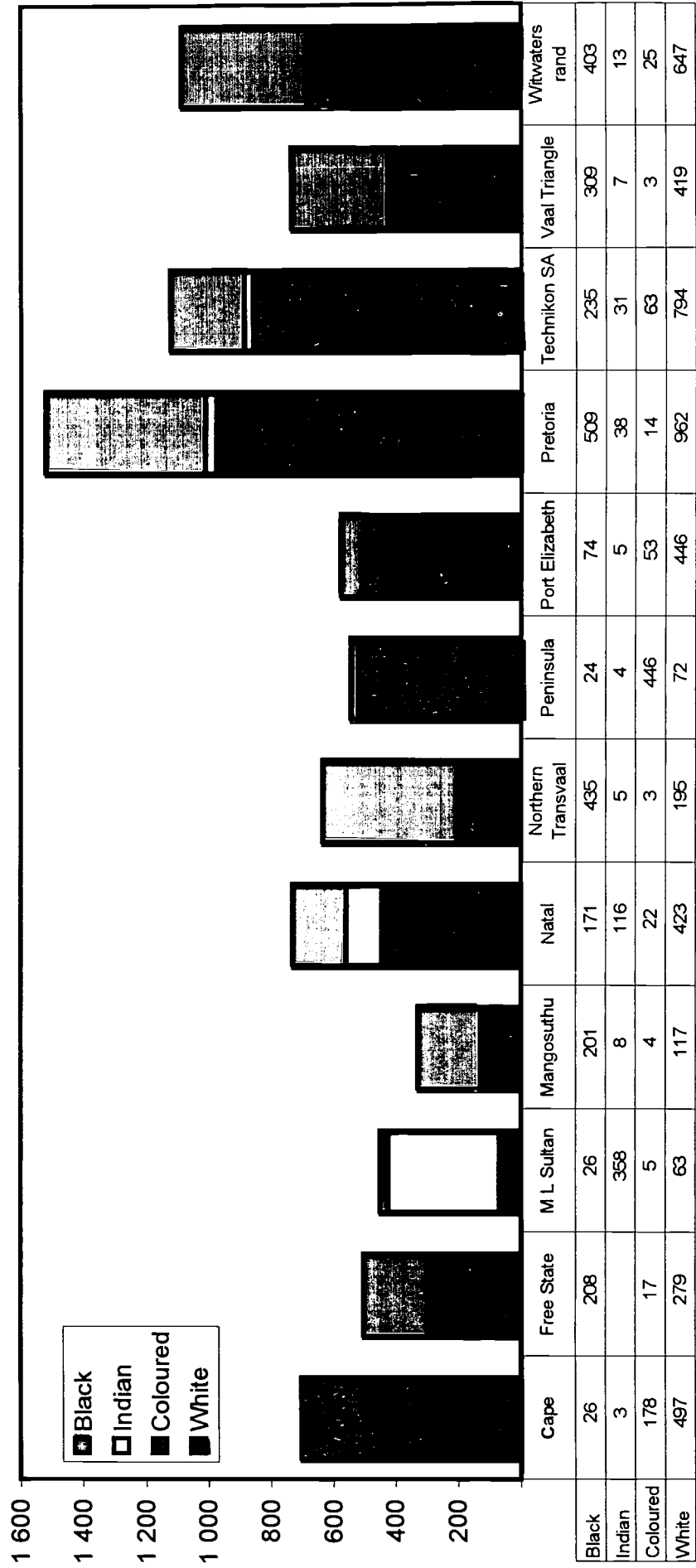
The number of staff members at the mentioned universities is 33 637. The majority of them are whites. The student:lecturer ratio cannot be determined because not all staff members lecture.

Fig. 13: Students at technikons according to population group, 1996



The dominant numbers of students at technikons (indicated here) in 1996 were blacks (108 174), followed by whites (58 957). Out of a total of 190 275 students at these technikons, Technikon SA had 83 303 students, almost 44% of the total population.

Fig. 14: Number of staff members at technikons according to population group, 1996



Out of 8 956 staff members at the mentioned technikons, 4 914 are white and 2 621 are black.

RESS APPENDIX**TEACHER TRAINING: COLLEGES OF EDUCATION****UNIVERSITY EDUCATION**

Medical University of Southern Africa, C/o MEDUNSA, 0204, (012) - 582844
 Randse Afrikaanse University, P O Box 524, JOHANNESBURG, 2000, (011) - 7265211
 Rhodes University, P O Box 94, GRAHAMSTOWN, 6140, (0461) - 22023
 University of Cape Town, P/Bag, RONDEBOSCH, 7700, (021) - 6509111
 University of Durban Westville, P/Bag X54001, DURBAN, 4000, (031) - 8209111
 University of Fort Hare, P/Bag X1314, ALICE, 5700, (0404) - 32011
 University of Natal, P O Box 375, PIETERMARITZBURG, 3200, (0331) - 63320
 University of North West, P/Bag X20466, MAFIKENG, 8670, (0140) - 2575
 University of Port Elizabeth, P O Box 1600, PORT ELIZABETH, 6000, (041) - 4209111
 University of Potchefstroom, POTCHEFSTROOM, 2520, (0148) - 2991111
 University of Pretoria, Brooklyn, PRETORIA, 0002, (012) - 436051
 University of South Africa, P O Box 392, PRETORIA, 0001, (012) - 4292550
 University of Stellenbosch, Private Bag X1, MATIELAND, 7602, (021) - 8089111
 University of the North, (QwaQwa branch) - , P/Bag X13, PHUTHADITJHABA, 9866, (058) - 7130211
 University of the North, P/Bag X1106, SOVENGA, 0727, (01522) - 4310
 University of the Orange Free State, P O Box 339, BLOEMFONTEIN, 9300, (051) - 4019111
 University of the Western Cape, P/Bag X17, BELLVILLE, 7530, (021) - 9512301
 University of the Witwatersrand, 1 JSmuts Ave, JOHANNESBURG, 2000, (011) - 716111
 University of Transkei, P/Bag X5092, UMTATA, 5100, (0471) - 3884
 University of Venda, P/Bag X2220, SIBASA, 0970, (01559) - 21071
 University of Zululand, P/Bag X1001, KWA-DLANGEZWA, 3886, (0351) - 93611
 Vista University, P/Bag X634, PRETORIA, 0001, (012) - 424034

TECHNIKON EDUCATION

Cape Technikon, P O Box 652, CAPE TOWN, 8000, (021) - 466220
 M L Sulton Technikon, P O Box 1334, DURBAN, 4000, (0331) - 316681
 Mangosuthu Technikon, P O Box 12363, JACOBS, 4026, (031) - 9071855/6
 Natal Technikon, P O Box 953, DURBAN, 4000, (031) - 210237/9
 Northern Transvaal Technikon, Private Bag X07, PRETORIA NORTH 0116, (01214) - 80950/1/2/3/4/5
 Peninsula Technikon, P O Box 1906, BELLVILLE, 7530, (021) - 9512181
 Port Elizabeth Technikon, Private Bag X6011, PORT ELIZABETH, 6000, (041) - 533121
 Technikon OFS, Private Bag X20539, BLOEMFONTEIN, 9300, (051) - 4073911
 Technikon Pretoria, Churchstreet 420, PRETORIA, (0002, (012) - 283811
 Technikon RSA, Private Bag X7, BRAAMFONTEIN, 2017, (011) - 725 1030
 Technikon Witwatersrand, P O Box 3293, JOHANNESBURG, 2000, (011) - 297136
 Vaal Triangle Technikon, Private Bag X021, VANDERBIJLPARK, 1900, (016) - 812141

Eastern Cape

Algoa College of Education, P O Box 14489, SIDWELL, 6061, (041) - 462368
 Arthur Tsengwiwe College of Education, P/Bag X527, CALA, 5455, (0020) - Cala 43
 Bensonvale College of Education, P O Box 6, BENSONVALE, 5562, (0020) - Bensonvale 5
 Bethel College of Education, P/Bag X3095, BUTTERWORTH, 4960, (0020) - Butterworth
 Butterworth College of Education, Box, BUTTERWORTH, 4960, (04341) - 3187
 Cape College of Education, P/Bag X2041, FORT BEAUFORT, 5720, (0435) - 31179
 Cicira College of Education, P/Bag X5034, UMTATA, 5100, (0471) - 2638
 Clarkebury College of Education, P O Box 7, CLARKEBURY, 5024, (0020) - Clarkebury 7
 Clydesdale College of Education, P/Bag X5003, UMTATA, 5100, (0471) - 25111
 Dover College of Education, P/Bag 6059, SALTVILLE, 6059, Port Elizabeth, (0441) - 812171/2
 Dr W B Rubusane College of Education, P/Bag X140, MDANTSANE, 5219, (0403) - 612936
 Griffiths Mxenge College of Education, P/Bag X503, ZWELITSHA, 5608, (0401) - 9341381
 Lennox Sebe College of Education, P O BOX 685, KING WILLIAM'S TOWN, 5600, (0401) - 41381
 Lovedale College of Continuing Education, P/Bag X1303, ALICE, 57700, (0404) - 31171/2
 Lumko College of Education, P/Bag X1173, LADY FRERE, 5400, (0471) - 25111
 Maluti College of Education, P/Bag X103, MATATIELE, 4730, (0020) - Maluti 11
 Masibulele College of Education, P/Bag X338, WHITTLESEA, 5360, (0408) - 22360
 Mfundisweni College of Education, P O MFUNDISIWENI, Flagstaff, 4810, (0471) - 25111
 Mt Arthur College of Education, P/Bag X1123, LADY FRERE, 5410, (0020) - Lady Frere 1512
 Shawbury College of Education, P O SHAWBURY, Qumbu, 5187, (0020) - Shawbury 2
 Sigcau College of Education, P/Bag X514, FLAGSTAFF, 4810, (0020) - Flagstaff 1212
 Transkei College of Education, P/Bag X5111, UMTATA, 5100

Free State

Bloemfontein College of Education, 201 Zastron Street, BLOEMFONTEIN, 9301, (051) - 478201
 Bonamelo College of Education, P/Bag X08, PHUTHADITJHABA, 9866, (058) - 7131391
 Kagisanong College of Education, P/Bag X20523, BLOEMFONTEIN, 9300, (051) - 352818
 Mphohadi College of Education, P/Bag X66, KROONSTAD, 9500, (0562) - 41111 or 42691
 Sefikeng College of Education, P/Bag X827, WITSIESHOEK, 9870, (058) - 7130858
 Thaba N'chu College of Education, P/Bag X717, SELOSHESHA, 9785, (052665) - 2322
 Tshiya College of Education, P/Bag X809, WITSIESHOEK, 9870, (058) - 7130058

Gauteng

College for Continuing Training P/Bag X616, PRETORIA, 0001, (012) - 33244800
 Daveyton College of Education, P/Bag X047, BENONI, 1500, (011) - 4246290 or 4247290 or 4248290
 East Rand College of Education, P/BAG X052, SPRINGS, 1560, (011) - 736-9740/9

nesburg College of Education, 27 St Andrews Road, PARKTOWN, 2193, (011) - 6427373
 Kaitorus College of Education, P/Bag X04, LEONDALE, 1424, (011) - 905-2125 or 9067005
 Molapo College of Education, P O Box 164, FLORIDA, 1710, (011) - 984-4059/61
 Sebokeng College of Education, P/BAG X095, VEREENIGING, 1930, (016) - 881300
 Soweto College of Education, P O Box 90064, BERTSHAM, 2013, (011) - 933-1093/4

Kwazulu-Natal

Amanzimtoti College of Education, P/Bag X20013, AMANZIMTOTI, 4125, (031) - 9051364/5
 Appelbosch College of Education, P/Bag X202, OZWATINI, 3476, (033572) - Oswatini 4
 Bechet College of Education, P/Bag 47361, GREYVILLE, 4023, (031) - 3094911
 Durban Teachers' Training College, P O Box 530, DURBAN, 4000, (031) - 3045231
 Edgewood College of Education, P/Bag X03, ASHWOOD, 3605, (031) - 7001455
 Eshowe College of Education, P/Bag X503, ESHOWE, 3815 (0354) - 42131/2 or 74888
 Esikhawini College of Education, P/Bag X8520, ESIKHAWINI, 3887, (0351) - 63041/2/3
 Ezakheni College of Education, P/B 20018, EZAKHENI, 3381, (0361) - 361331/2/3
 Indomiso College of Education, P/Bag X9077, PIETERMARITZBURG, 3200, (0331) - 81741
 KwaGqikazi College of Education, P/Bag X6059, NONGOMA, 3950, (0358) - 31-0360
 Madadeni College of Education, P/Bag X5001, MADADENI, 2951, (03431) - 92004/5
 Mpumalanga College of Education, P/Bag X1004, HAMMARSDALE, 3700, (03525) - 710088
 Natal College of Education, P/Bag 9007, PIETERMARITZBURG, 3200 (0331) - 454515
 Ntuzuma College of Education, P/Bag X02, P O KWA-MASHU, 4360, (031) - 5091923
 Springfield College of Education, P/Bag, DORMERTON, (031) - 287136
 Umbumbulu College of Education, P/Bag X2002, AMANZIMTOTI, 4125, (031) - 9051339
 Umlazi College for further Education, P/Bag X08, MOBENI, 4060, (031) - 9073555

Northern Cape

Perseverence College of Education, P/Bag X5027, HOMESTEAD, 8301, Kimberley, (0531) - 41651
 Phatsimang College of Education, P/Bag X5047, KIMBERLEY, 8300, (0531) - 711108

Northern Province

Bochum College of Education, P/Bag X5084, BOCHUM, 0790, (0152272) - Bochum 42
 Dr C N Phathudi College of Education, P/Bag X1020, BURGERSFORT, 1150, (0020) - GaMarota 23
 Giyani College of Education, P/Bag X9672, GIYANI, 0826, (01526) - 24273/4/5
 Hoxane College of Education, P/Bag X1024, HAZY VIEW, 1242, (01318) - 86002/3
 Kwena Moloto College of Education, P/Bag X4015, SESHEGO, 0742, (0152) - 9211179
 Lemana College of Education, P/Bag X310, ELIM HOSPITAL, 0960, (01526) - 22921
 Makhado College of Education, P/Bag X1004, DZANANI, 0970, (015581) - Dzanani 40
 Mamokgalake Chuene College of Education, P/Bag X8629, GROBLERSDAL, 0470, (120282) - 32
 Mapulaneng College of Education, P/Bag X9399, BUSHBUCKRIDGE, 1280, (013192) - 261

Modjadji College of Education, P/Bag X746, GAKGAPANE, 0838, (01523042) - 4
 Mokopane College of Education, P/Bag X601, MAHWELERENG, 0626, (0154) - 830310
 Naphuno College of Education, P/Bag X1409, LENYENYE, 0857, (0020) - 192 or 39
 Ramaano Mbulaheni Training Centre, P/Bag X1302, TSHAKHUMA, Venda, (0159) - Tshakuma 44
 Sekgosesse College of Education, P/Bag X1375, SOEKMEKAAR, 0810, (0020) - Semwamokgoa 24
 Setotlwane College of Education, P/Bag X7372, PIETERSBURG, 0700, (0020) - 5
 Shingwedzi College of Education, Box 1630, MALAMULELE, 0982, (0152652) - 177
 Thaba Moopo college of Education, P/Bag X56, LEBOWAKGOMO, 0737, (0156) - 35059 or 35058
 Tivumbeni College of Education, P/Bag X1420, LETABA, 0870, (0152) - 631701/631704
 Transvaal College of Education, P/Bag X11, SOSHANGUVE, 0152, (01214) - 2051/2
 Tshisimani College of Education, P/Bag X1302, TSHAKHUMA, (0020) - 6
 Venda College of Education, P/Bag X2269, SIBASA, Venda, 0970, (0159) - 21207

Mpumalanga

E C Mango College of Education, P/Bag X1004, KABOKWENI, 1214, (013164) - 6277
 Mgwenya College of Education, P/Bag X1008, KANYAMAZAME, 1214, (01316) - 940101 or 940261
 Ndebele College of Education, P/Bag X4011, SIYABUSWA, 0472, (0137) - 731307 or 731754

North-West


Hebron College of Education, P/Bag X1084, GA-RANKUWA, 0208, (0146) - 27722/5
 Lehurutsho College of Education, P/Bag X2024, LERATO, 2865, (0140) - 633671
 Manikwe College of Education, P/Bag X1014, MOGWASE, 0302, (01465) - 55302
 Marapyane College of Education, P O Box 108, TUINPLAAS, 0437, (01464) - 43622
 Moretele College of Education, P/Bag X376, MAKAPANSTAD, 0404, (0020) - 15
 Potchefstroom College of Education, 37 Borchard St, POTCHEFSTROOM, 2520, (0148) - 25116
 Taung College of Education, P/Bag X03, PUDIMOE, 8584, (01405) - 51377
 Tlhabane College of Education, P/Bag X2003, TLHABANE, 0305, (01466) - 55307

Western Cape

Western Cape College of Education, P/Bag 14, BELLVILLE, 7580
 Hewat/Cape Town Institute for Education and Training, P/Bag MOWBRAY, 7705, (021) - 6863659
 Onderwyskollege Boland, P/Bag X8, WELLINGTON, 7655, (02211) - 31131
 Söhng College of Education, P/Bag X3093, WORCESTER, (0231) - 25760/25763

THE UNIVERSITY OF THE ORANGE FREE STATE


Research Institute for Education Planning
Faculty of Education




The collecting of educational data is made possible by the support of:

J C I Limited

JCI Limited





U.S. DEPARTMENT OF EDUCATION
Office of Educational Research and Improvement (OERI)
Educational Resources Information Center (ERIC)



NOTICE

REPRODUCTION BASIS

This document is covered by a signed "Reproduction Release (Blanket)" form (on file within the ERIC system), encompassing all or classes of documents from its source organization and, therefore, does not require a "Specific Document" Release form.

This document is Federally-funded, or carries its own permission to reproduce, or is otherwise in the public domain and, therefore, may be reproduced by ERIC without a signed Reproduction Release form (either "Specific Document" or "Blanket").